


Name: _____

1st Grade Homework
DUE - This Friday



September 8th-12th

Initials

Assignments

| Initials | Assignments |
|----------|------------------------------------------------------------------------------------------------------------------------------------------------------------------------------------------------------------------------------------------------------------------------------------------------------------------------------------------------------------------------------------------------------------------------------------------------------------------------------------------|
| | <p><u>Reading Fluency:</u></p> <ol style="list-style-type: none">1. Practice reading words and sentences from "Fox and a Kit" Phonics/Spelling List. (Remember to practice a few words/sentences each night. 5-10 words/1-2 sentences. Don't stress over reading EVERYTHING on the page each night ☺)2. Practice reading "Fox and a Kit" sentences.3. Practice reading "Fox and a Kit" stories.4. Sight words: eat, her, this, too, not |
| | <p><u>Phonics:</u> "Inflected Endings -S" page and "Inflected Ending -ing" page</p> |
| | <p><u>Math:</u> "Make 10" math page.</p> |
| | <p><u>A.R:</u> Read every night for at least 10-15 minutes. Don't forget to initial in your child's Green AR Folder in order to take a test! Try to read the book 3 times.</p> |

Parents, place your initials in the boxes as each assignment is completed. All homework will be sent home on Monday and should be returned on Friday. Please provide a quiet work area for your child with all needed supplies.

Thanks!

Mrs. Kennedy

Phonics / Spelling List

Story: *A Fox and a Kit*

Inflected Ending -s & -ing

Review Short Vowels /a/, /i/, /o/

Sight words: eat her this too this not

*Please practice spelling and writing sight words.

Spelling words:

I will choose 10 of the following words as spelling words on Friday.

nap naps sit sits win wins fit fits
hit hits bat bats dips jab jabs hop
hops kicks nips packs pins pops quits sips
tacks wags yaps bats nods licks caps gabs

These are words to practice sounding out, blending and reading.

| | | | |
|----------|---------|---------|---------|
| packing | doing | filling | going |
| helping | locking | picking | playing |
| rocking | seeing | tacking | waxing |
| kicking | fixing | licking | backing |
| quacking | passing | mixing | fishing |

Sentences to practice reading.

1. Use locks on the box lids.
2. Dot is packing up a big box.
3. Mom pins and tacks the tag on the map.
4. Dad is fixing and waxing the van.
5. Pam sits and rips the rag.
6. Nick is kicking and passing it.
7. Her dad is waxing the car.
8. Jan is looking at the cats watch the rats.
9. Jan is helping the bats.
10. Jan is fixing the lock.
11. Jack sees a big dog.
12. Jack pats the dog.

***Practice reading the stories below on the assigned night.

***Monday Night

Will We Win?

Sal can not get a cap. Nat helps Sal.
The caps fit Nat and Sal. Nat and Sal use a bat.
Nat is at bat. Nat hits it.
Sal ran. Sal is on the bag.
Rob hits it. Rob ran.
It is six to six. Nat sits and sits.
Nat is at bat. Nat ran and ran. Nat wins!

***Tuesday Night

Jan and Pam

Mom is packing bags. Dad is packing bags.
Pam helps pack bags.
Dad is backing up. We can get in.
Dad is picking up Jan. Jan can get in.
Jan and Pam ran. Mom sits. Dad sits.
Jan sits. Pam sits.
Mom is packing. Dad is packing.
Mom and Dad sit. Jan and Pam sit.

***Wednesday Night

Can We Nap?

Take a nap, Nan.
Dad and Nan eat. Nan has a bib.
Mom is rocking Nan. Mom rocks her.
Nan is kicking.
Sam is picking it up.
Mom naps. Dad naps. Sam naps.
Can Nan nap?
Tick! Tock! It is ticking.

A Fox and a Kit

1. This fox naps on the rocks.

2. Her kit naps on the rocks too.

3. The kit sits up.

4. The kit will eat.

5. The kit is licking his lips.

6. The kit nips and tags his mom.

7. The kit plays on the rocks.

8. His mom will get him.

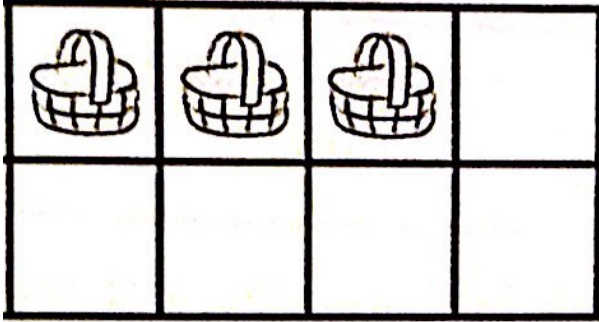
9. The fox will watch her kit.

10. We like watching this kit and his mom too!


Date _____

Make 10!


Find the number that will make 10, and then write the addition number sentence.



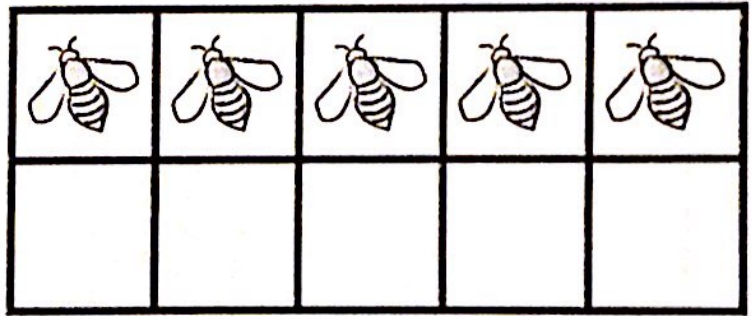
_____ + _____ = 10




_____ + _____ = 10




_____ + _____ = 10



_____ + _____ = 10



_____ + _____ = 10



_____ + _____ = 10

Add -ing to each word.
Write the new word on the line.

1. help

2. look


3. fix

4. lick

5. play

Use the words you wrote to finish the sentences.
Write the words on the lines.

6. Jan is _____ at the cats.



7. Jan is _____ the cats.



8. The cats are _____ with the can.



9. The big cat is _____ the little cat.



10. Jan is _____ the lock.

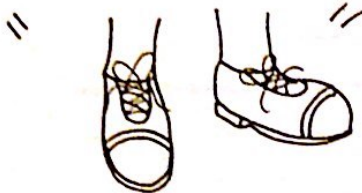


Home Activity Your child added -ing to verbs. Have your child write the verbs *lick*, *rock*, *kick*, *eat*, and *mix* on slips of paper. Then have your child add -ing to each verb. Have your child pick a slip of paper and act out the word for you to guess.

Name _____

Inflected Ending -s


Write list words to finish the sentences.



| Spelling Words | |
|----------------|-------|
| nap | _____ |
| naps | _____ |
| sit | _____ |
| sits | _____ |
| win | _____ |
| wins | _____ |
| fit | _____ |
| fits | _____ |
| hit | _____ |
| hits | _____ |

1. They _____

2. It _____



3. They _____

4. He _____

5. They _____ in bed.

6. He _____ in bed.

7. They _____ on mats.

8. She _____ on a mat.

9. They _____ the race.

10. He _____ the race.

© Pearson Education, Inc. 1



Home Activity Your child spelled pairs of words with and without the -s ending. Point to a word on this page and have your child spell the other word in the pair.